

Broadband Source

The JDS Uniphase high power Broadband Source emits a higher optical output than conventional EELEDs and operates over the EDFA (1525-1610 nm) window.

The Benchtop models provide specialized variants and optical performance not available in the MAP product line.

Through optimization of spectral power density, spectral uniformity and optical stability, the broadband source maximizes your capabilities of optical component spectral measurements and systems compliance tests both in manufacturing and research and development environments.

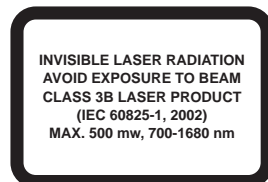
The optical broadband source incorporates erbium-doped fiber to produce amplified spontaneous emission or a semiconductor device to produce a broad high power optical spectrum.

By optically pumping an erbium-doped fiber, the C, L and C+L band source emits a flattened amplified spontaneous emission (ASE) optical spectrum over their entire wavelength range.

Safety Information

Complies to CE requirements plus UL3101-1 and CAN/CSA-C22.2 No. 1010.1

Meets the requirements of Class 3B in standard IEC 60825-1(2002) and complies with 21CFR1040.10 except deviations per Laser Notice No. 50, July 2001.



Key Features & Benefits

Wide choice of wavelengths (C, L, and C+L)

Flattened output power spectrums

High output power density

Option of multiconnector outputs

High spectral stability

Compact benchtop design with rackmount kit

Applications

Optical component spectral tests

Systems compliance tests

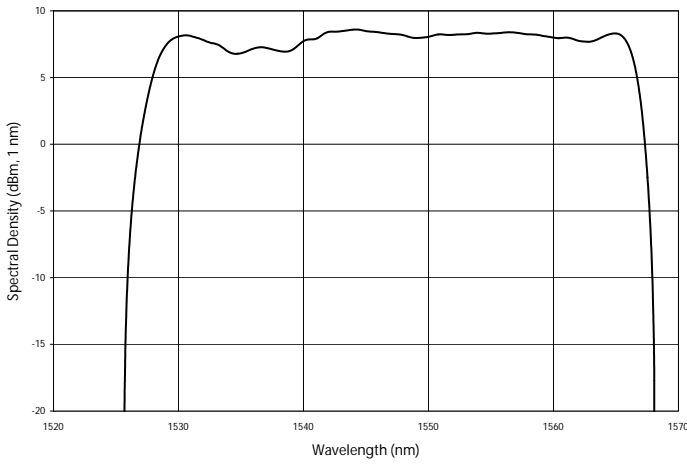
Optical measurement systems

Sensors and imaging

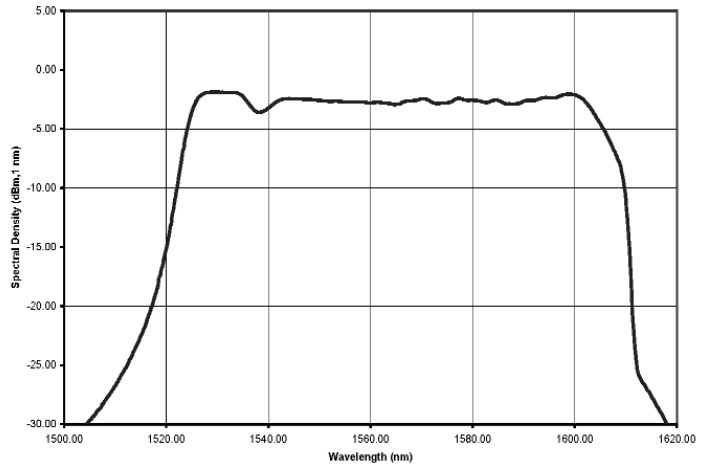
Broadband Source

Spectral Density Plots

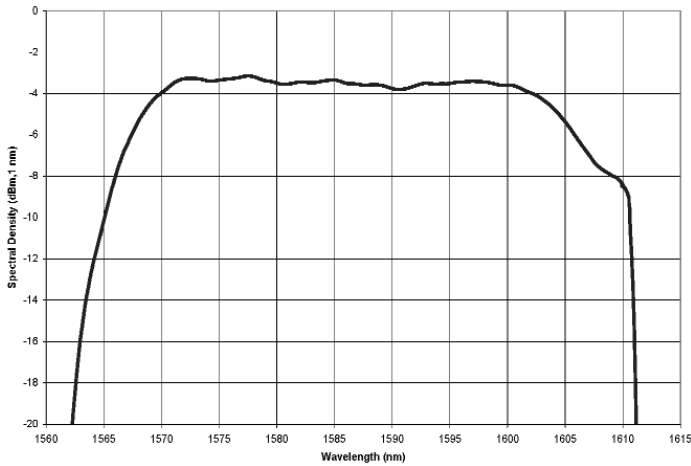
BBS1550+2XX30 C-BAND 50 mW



BBS1560+2XX00 C+L-BAND 20 mW



BBS1590+2XX00 L-BAND 20 mW



Specifications

AVAILABLE IN MAP¹

PARAMETER	BBS1550				BBS1590	BBS1560
Test band	C-band				L-band	C+L-band
Operating wavelength range	1527-1568 nm				1565-1610 nm	1525-1610 nm
Gain flattened spectrum	Yes				Yes	Yes
Total optical power ^{2,3,4} (minimum)	> 50 mW	> 100 mW	> 150 mW	> 250 mW	> 20 mW	> 20 mW
Spectral gain flatness (maximum)	1.6 dB	1.6 dB	1.8 dB	2.5 dB	1.8 dB	2.5 dB
Gain flattened range	1529-1565 nm				1570-1603 nm	1526-1603 nm
Total output power stability ⁵	0.02 dB					
Output isolation (minimum)	45 dB					
Output connector	FC/PC, FC/APC, SC/PC, SC/APC					
Input voltage	100-240 V AC, 50-60 Hz					
Power consumption	90 VA maximum					
Packaging	half-rack benchtop and 19-inch rackmount kit					
Dimensions (W x H x D)	21.2 x 8.9 x 35.5 cm					
Weight	< 4 kg					
Operating temperature	0 to 50 °C					
Storage temperature	- 40 to 70 °C					
Humidity	maximum 95 % RH non condensing from 0 to 45 °C					

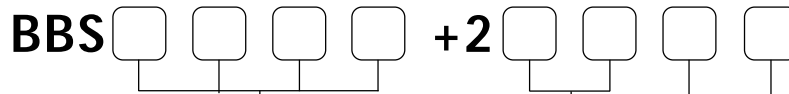
1. These models have been replaced by the MAP Broadband Source Cassette (available in benchtop format):
BBS1550 -MAPB+1E1550
2. Measured at 1547 nm (C-band) at 23 °C.
3. Measured at 1586 nm (L-band) at 23 °C.
4. Measured at 1561 nm (C+L-band) at 23 °C.
5. Over one hour at 23 °C, after one hour of warm-up.

Broadband Source

Ordering Information

Indicate your requirements by selecting one option from each configuration table.
Print the corresponding codes in the available boxes to form your part number.

SAMPLE ORDER: BBS1550+2FP00



code	model
1550	C-band, 1527-1568 nm
1590	L-band, 1565-1610 nm
1560	C+L-band, 1525-1610 nm

code	connector type
FP	FC/PC
FA	FC/APC
SC	SC/PC
SU	SC/APC

code	connectors
0	Standard one output connector
4	Optional four output connectors for BBS1550

code	output power
0	Standard power output (available for BBS1590 and BBS1560)
2	Output power \geq 150 mW (available for BBS1550)
3	Output power \geq 250 mW (available for BBS1550)

Standard Accessories

Part Number	Description
ED000899-A-00	Standard 19-inch rackmount kit

Optional Accessories

Part Number	Description
ED000899-A-01	Rackmount kit (Japan)

UL is a registered trademark of Underwriters Laboratories Inc.

All statements, technical information and recommendations related to the products herein are based upon information believed to be reliable or accurate. However, the accuracy or completeness thereof is not guaranteed, and no responsibility is assumed for any inaccuracies. The user assumes all risks and liability whatsoever in connection with the use of a product or its application. JDS Uniphase reserves the right to change at any time without notice the design, specifications, function, fit or form of its products described herein, including withdrawal at any time of a product offered for sale herein. JDS Uniphase makes no representations that the products herein are free from any intellectual property claims of others. Please contact JDS Uniphase for more information. JDS Uniphase and the JDS Uniphase logo are trademarks of JDS Uniphase Corporation. Other trademarks are the property of their respective holders. 2004 © JDS Uniphase Corporation. All rights reserved. Printed in Canada.

10109643 Rev.005 06/04

North America toll-free: 1-800-498-JDSU (5378)
Worldwide toll-free: +1 800-5378-JDSU
www.jdsu.com
INSTRUMENTATION LITERATURE REQUEST
instruments@jdsu.com

